

A nighttime photograph of The Hague, Netherlands, featuring a mix of historic and modern architecture. In the foreground, a large, classical-style building with a pediment and columns is illuminated. To its right, a brick building with many windows is also lit up. In the background, several modern skyscrapers are visible against a dark blue sky, some with lights on. The scene is reflected in a body of water in the foreground.

ICANN
74
THE HAGUE

POLICY FORUM

By the Numbers

ICANN | PUBLIC MEETINGS

What is an ICANN Public Meeting?

ICANN Public Meetings provide opportunities for an internationally diverse group of individuals and organizations to come together to discuss and develop policies for the Internet's naming systems. ICANN's international meetings have been a staple of ICANN's multistakeholder, bottom-up, consensus-building model since its formation in 1998.

What Is a Hybrid Policy Forum?

The Policy Forum is dedicated to policy development work of the Supporting Organizations and Advisory Committees (SO/ACs) as well as regional outreach activities, and serves as an important opportunity for policy development process (PDP) working groups to advance their work in face-to-face meetings with the broader community. ICANN74 was the first hybrid meeting with in-person attendance in over two years and the ICANN organization worked in close collaboration with the community to produce a hybrid meeting with an equal opportunity for both in-person and remote participants to engage on important policy matters.

Why Do We Publish Technical Data From ICANN Public Meetings?

ICANN Public Meetings need to innovate, adapt, and evolve to meet their purpose: to support ICANN's multistakeholder model. Data from Public Meetings provide reliable information on what attendees want, what ICANN is doing well, and where ICANN has opportunities to improve. By leveraging this data, we can be responsive to our community's needs.

Given that ICANN74 was our first meeting with in-person attendance following more than two years of virtual meetings, the data in this report is different from previous By the Numbers reports. We will continue to look for opportunities to standardize the information that we collect to ensure that data is consistent. Ultimately, our goal is to continue to improve our metrics and provide our community with more valuable data.

If you would like to learn more about ICANN Meetings Technical Services or have questions about this data report, please contact: meetings@icann.org.

Where Can I Find More Information About ICANN Public Meetings?

Each meeting has a dedicated website that acts as a broad guide to the conference with details on the venue, information about the local area, a program of social events during the week, and answers to frequently asked questions about ICANN meetings.

To find out how to participate, go to <https://meetings.icann.org/en/about>.

To learn more about the Fellowship Program, go to <http://www.icann.org/en/fellowships>.

For a schedule of past and upcoming meetings, go to <http://meetings.icann.org/calendar>.

For the press page, go to <https://www.icann.org/resources/pages/press-2014-03-17-en>.

If you belong to an organization that is interested in having an exhibit at a meeting or in sponsoring a meeting, please contact: meeting-sponsorship@icann.org.

Table of Contents

1. Attendee Profile

2. 2016–2022 Trends

3. Session Statistics

4. Website and Mobile App Statistics

5. Remote Participation Statistics

6. General Information

7. Network Operations Center

8. Network Statistics

ICANN74 | By the Numbers

Attendee Profile



Attendee Profile

Attendee Profile for The Hague, Netherlands

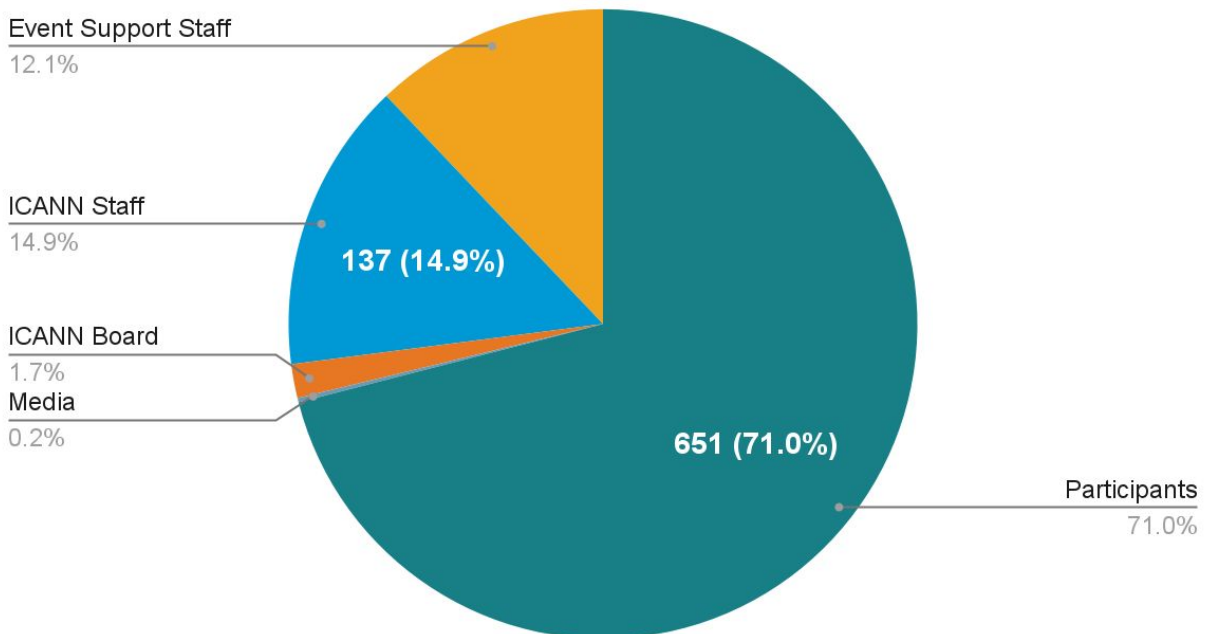
ICANN74 had 1,817 attendees, with 917 participating in-person and 900 virtually.

ICANN Public Meetings are a central pillar of ICANN's multistakeholder model. They provide a venue for advancing policy work, conducting outreach, exchanging best practices, conducting business deals, interacting with members of the ICANN community, with the ICANN Board and staff, and learning about ICANN.

For this section, the attendee profile metrics are derived from data that users provided during the meeting registration process. Attendees were not required to answer all questions. This data does not include remote participants.



ICANN74 In-Person Attendee Profile by Badge Type



Attendee Profile: Regional

Attendee Profile by ICANN Regions

Geographic diversity is fundamental to the ICANN organization. The ICANN Bylaws (Article VI, Section 5) currently define five geographic regions: Africa, Asia/Australia/Pacific, Europe, Latin America/Caribbean, and North America.

The ICANN geographic regions were originally defined to ensure regional diversity in the composition of the ICANN Board. Subsequently, these definitions were also applied to the Generic Names Supporting Organization, At-Large Advisory Committee, and the Country Code Names Supporting Organization.

The attendee profile metrics for ICANN74 are derived from data that users provided during the meeting registration process.

Selections are based on the five ICANN geographic regions shown on the map below.

Regional In-Person & Virtual Attendance

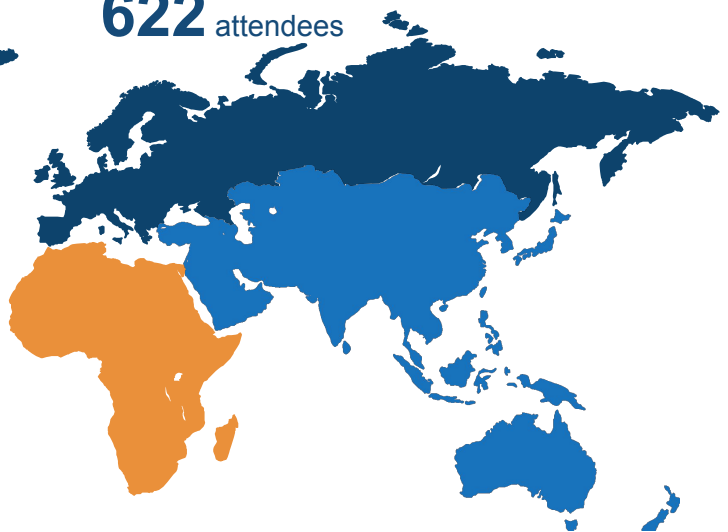
North America

487 attendees



Europe

622 attendees



Latin America/Caribbean

135 attendees

Africa

208 attendees

Asia/Australia/Pacific

365 attendees

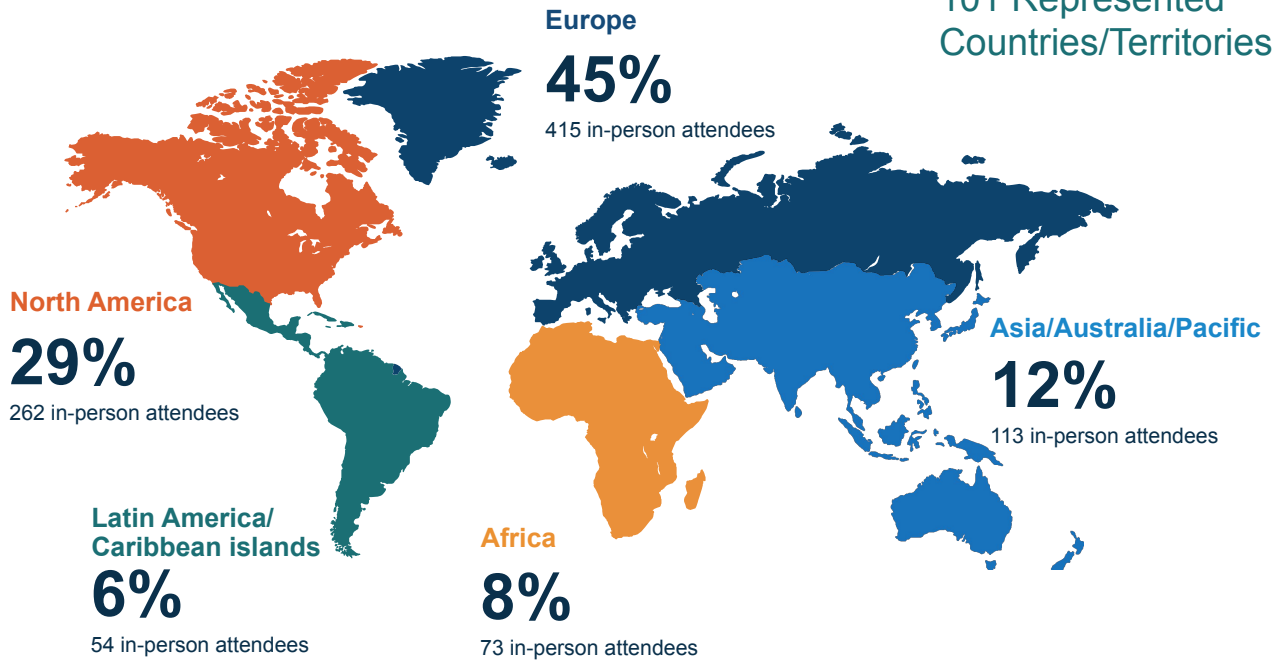
1,817 Total Attendees

Data includes Org Staff, Support Staff, Board, and Community Members.

Attendee Profile: In-Person vs. Virtual

Regional In-Person Attendance

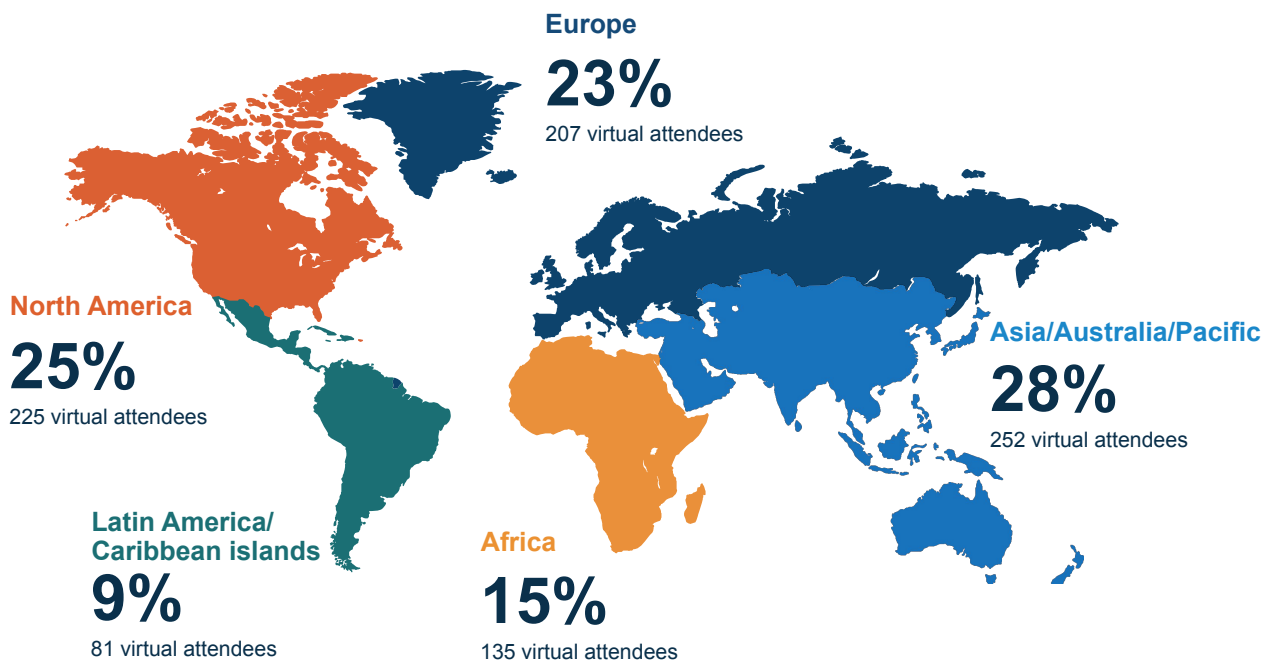
101 Represented Countries/Territories



917 In-Person Attendees

Data includes Org Staff, Support Staff, Board, and Community Members.

Regional Virtual Attendance



900 Virtual Attendees

Data includes Org Staff, Support Staff, Board, and Community Members.

Attendee Profile: Regional

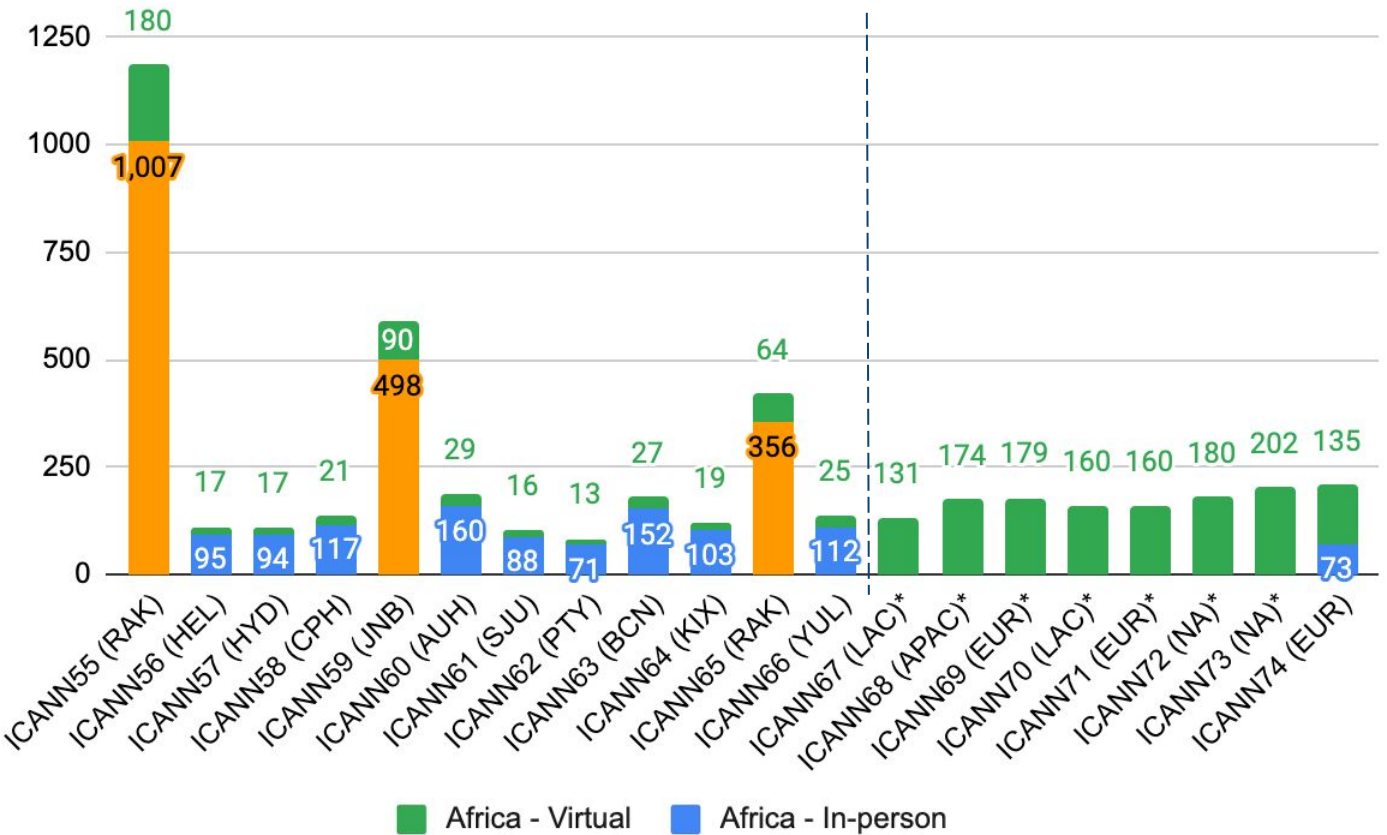
Africa Regional Attendance

The attendee profile metrics for ICANN74 are derived from data that users provided during the meeting registration process.

The Africa region has a 12.7 percent overall attendance rate for pre-pandemic meetings from ICANN55 through ICANN66 in 2019. For meetings in 2020 through 2022, regional attendance has decreased by 38 percent of overall participation. With ICANN74 returning to hybrid, the in-person and virtual attendance increased by 19.5 percent.



208 (+19.5%)
ICANN74 Attendance



In-person meeting locations are noted by 3-letter airport codes.
 *Noted as a virtual-only meeting conducted in the specified regional timezone.
 Data includes Org Staff, Support Staff, Board, and Community Members.

Attendee Profile: Regional

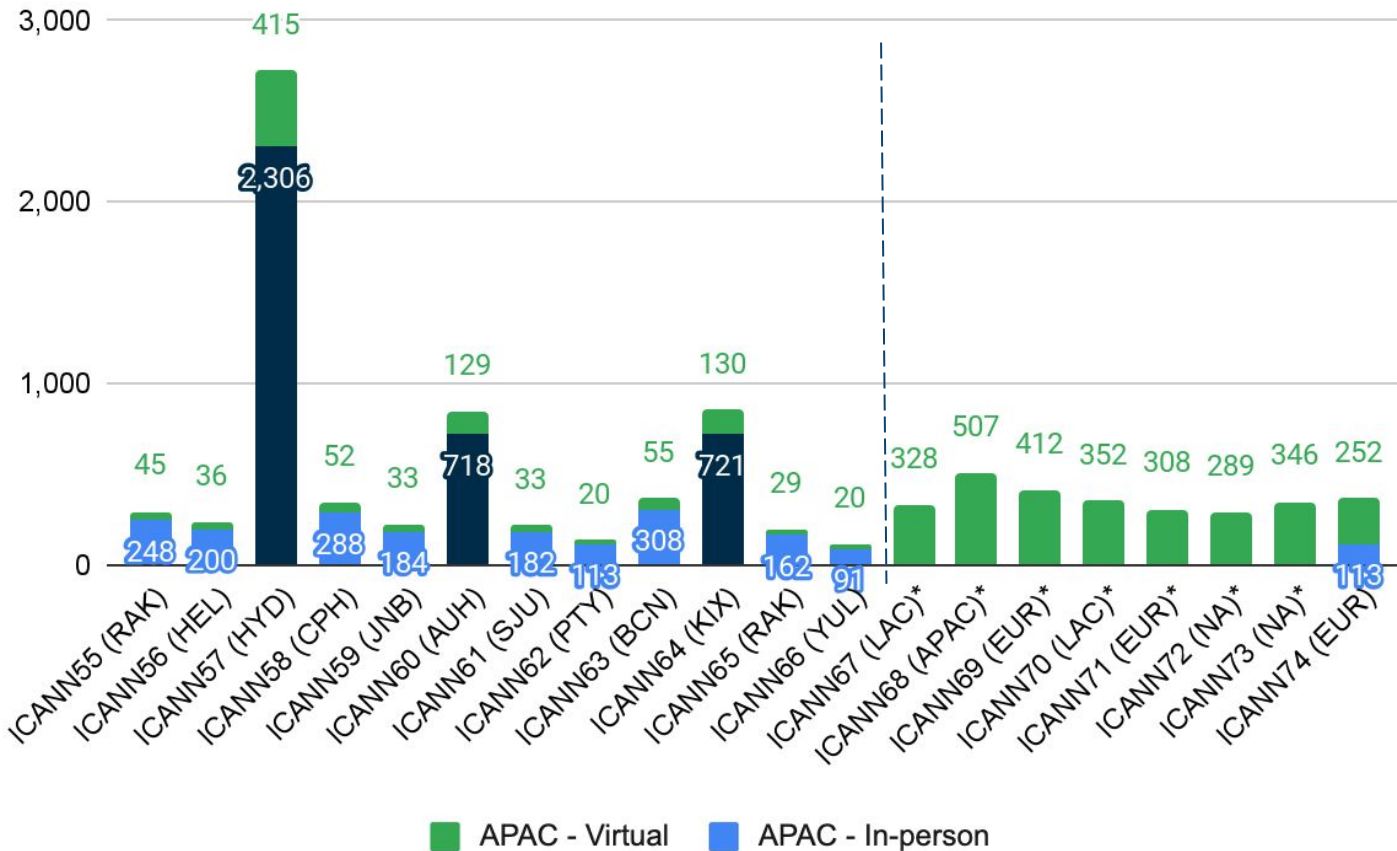


Asia/Australia/Pacific (APAC) Regional Attendance

The attendee profile metrics for ICANN74 are derived from data that users provided during the meeting registration process.

The APAC region has a 24.6 percent overall attendance rate for pre-pandemic meetings from ICANN55 through ICANN66 in 2019. For meetings in 2020 through 2022, regional attendance has decreased by 33.1 percent of overall attendance. With ICANN74 returning to hybrid, the in-person and virtual attendance increased by 0.5 percent.

365 (+0.5%)
ICANN74 Attendance



In-person meeting locations are noted by 3-letter airport codes.
 *Noted as a virtual-only meeting conducted in the specified regional timezone.
 Data includes Org Staff, Support Staff, Board, and Community Members.

Attendee Profile: Regional

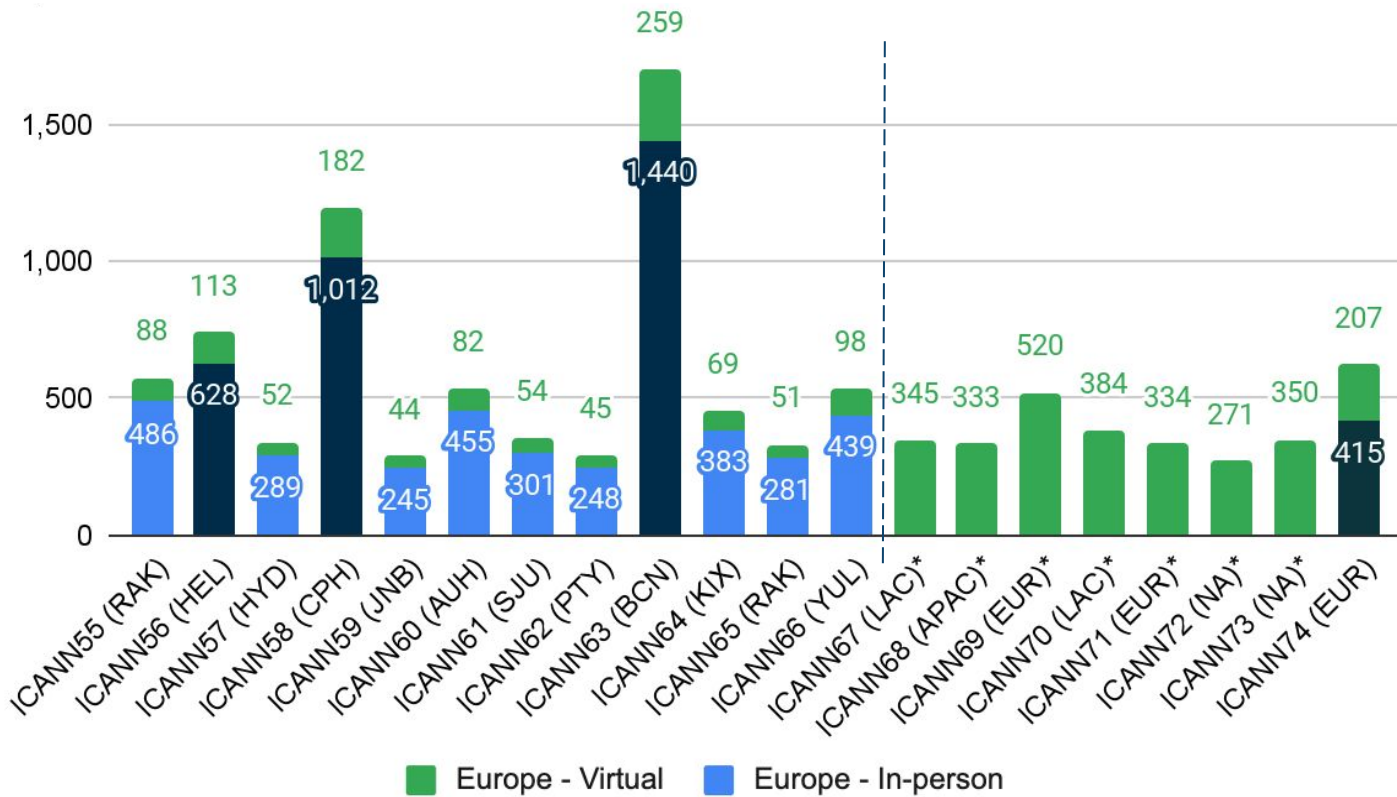


Europe Regional Attendance

The attendee profile metrics for ICANN74 are derived from data that users provided during the meeting registration process.

The European region has a 27.7 percent overall attendance rate for pre-pandemic meetings from ICANN55 through ICANN66 in 2019. For meetings in 2020 through 2022, regional attendance has decreased by 35.5 percent of overall participation. With ICANN74 returning to hybrid, the in-person and virtual attendance increased by 57.5 percent.

622 (+57.5%)
ICANN74 Attendance



In-person meeting locations are noted by 3-letter airport codes.
 *Noted as a virtual-only meeting conducted in the specified regional timezone.
 Data includes Org Staff, Support Staff, Board, and Community Members.

Attendee Profile: Regional

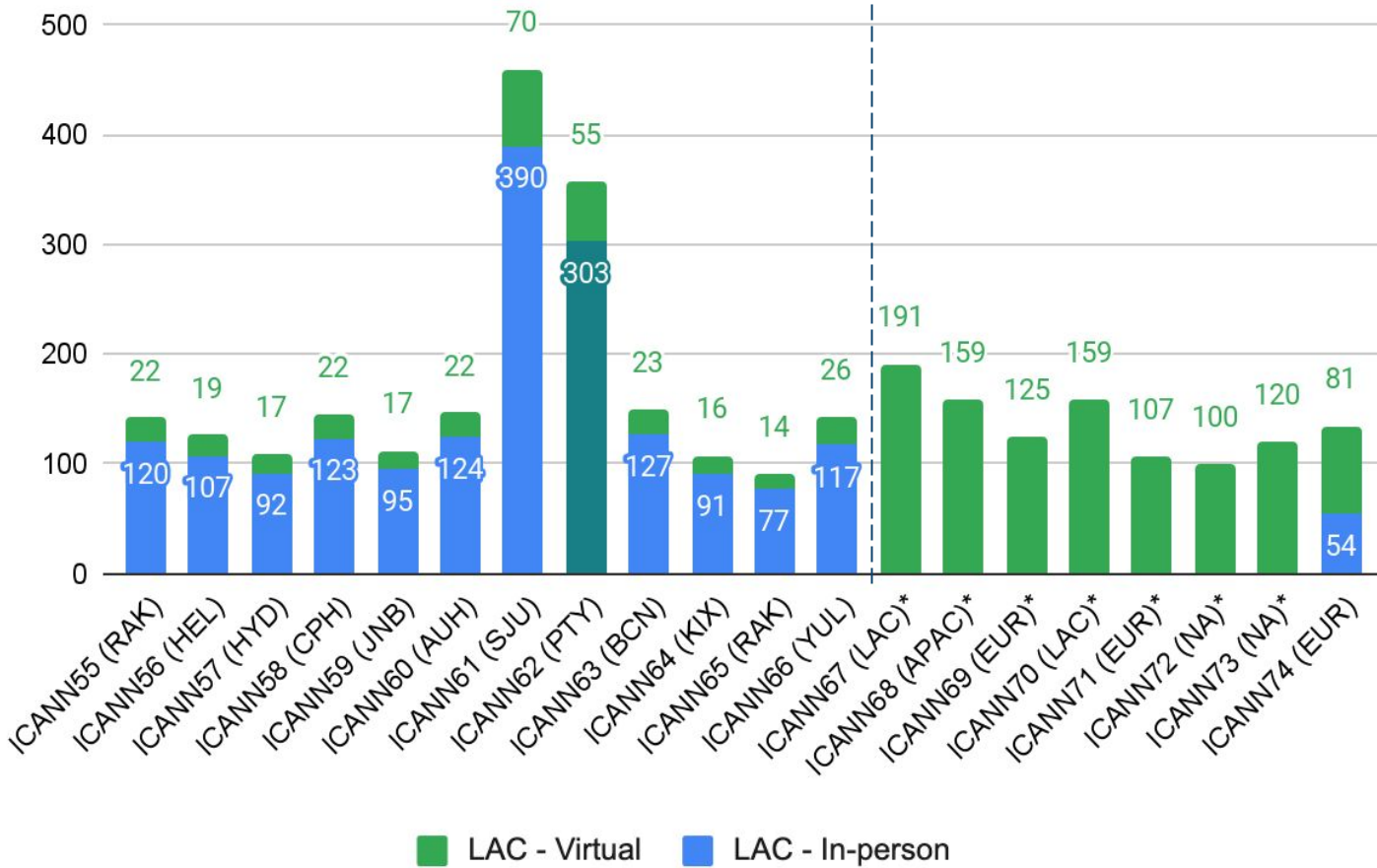


Latin America/Caribbean Islands (LAC) Regional Attendance

The attendee profile metrics for ICANN74 are derived from data that users provided during the meeting registration process.

The LAC region has a 7.9 percent overall attendance rate for pre-pandemic meetings from ICANN55 through ICANN66 in 2019. For meetings in 2020 through 2022, regional attendance has decreased by 21.3 percent of overall attendance. With ICANN74 returning to hybrid, the in-person and virtual attendance decreased by 1.5 percent.

135 (-1.5%)
ICANN74 Attendance



In-person meeting locations are noted by 3-letter airport codes.
 *Noted as a virtual-only meeting conducted in the specified regional timezone.
 Data includes Org Staff, Support Staff, Board and Community Members.

Attendee Profile: Regional

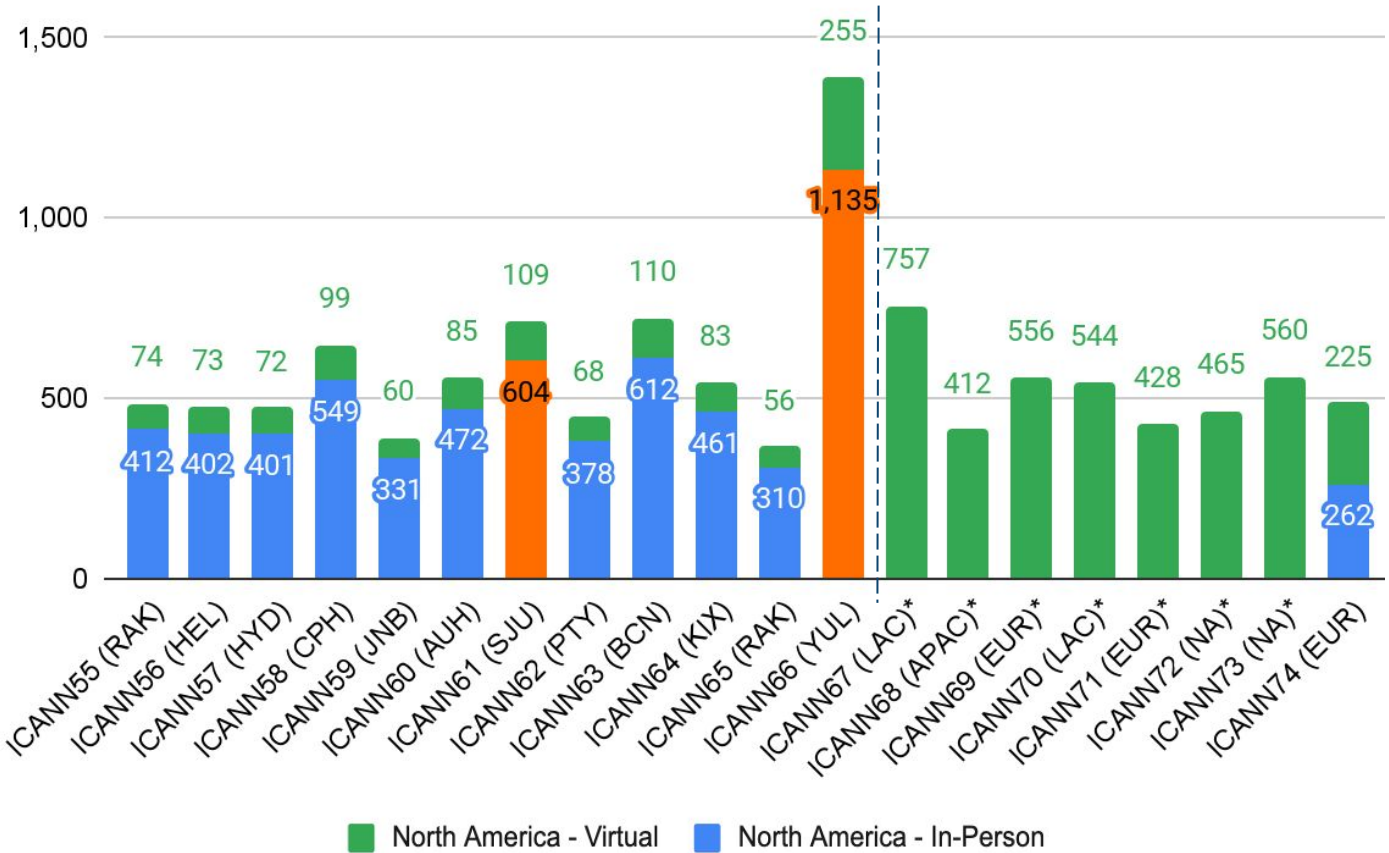
North America Regional Attendance

The attendee profile metrics for ICANN74 are derived from data that users provided during the meeting registration process.

The North American region has a 27.2 percent overall attendance rate for pre-pandemic meetings from ICANN55 through ICANN66 in 2019. For meetings in 2020 through 2022, regional attendance has decreased by 12.5 percent of overall attendance. With ICANN74 returning to hybrid, the in-person and virtual attendance decreased by 7.4 percent.



487 (-7.4%)
ICANN74 Attendance



In-person meeting locations are noted by 3-letter airport codes.
 *Noted as a virtual-only meeting conducted in the specified regional timezone.
 Data includes Org Staff, Support Staff, Board, and Community Members.

ICANN74 | By the Numbers

2016–2022 Trends

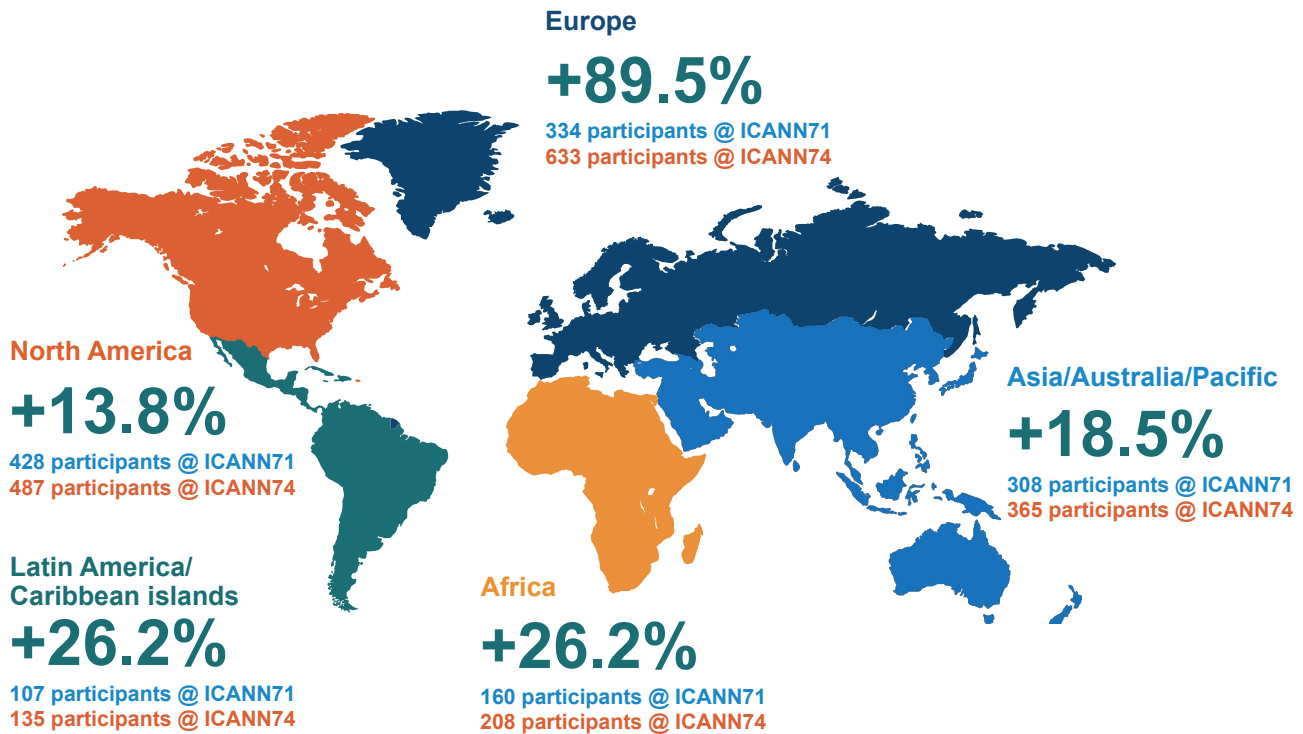
Participation & Sessions



2016–2022 Trends: Participation

Attendance Trends | ICANN71 (EUR) vs. ICANN74 (EUR)

Comparing Recent Policy Forums



Based on In-Person & Virtual Participation of **1,337** vs. **1,817** (+35.9%)

Data includes Org Staff, Support Staff, Board, and Community Members.



vs.



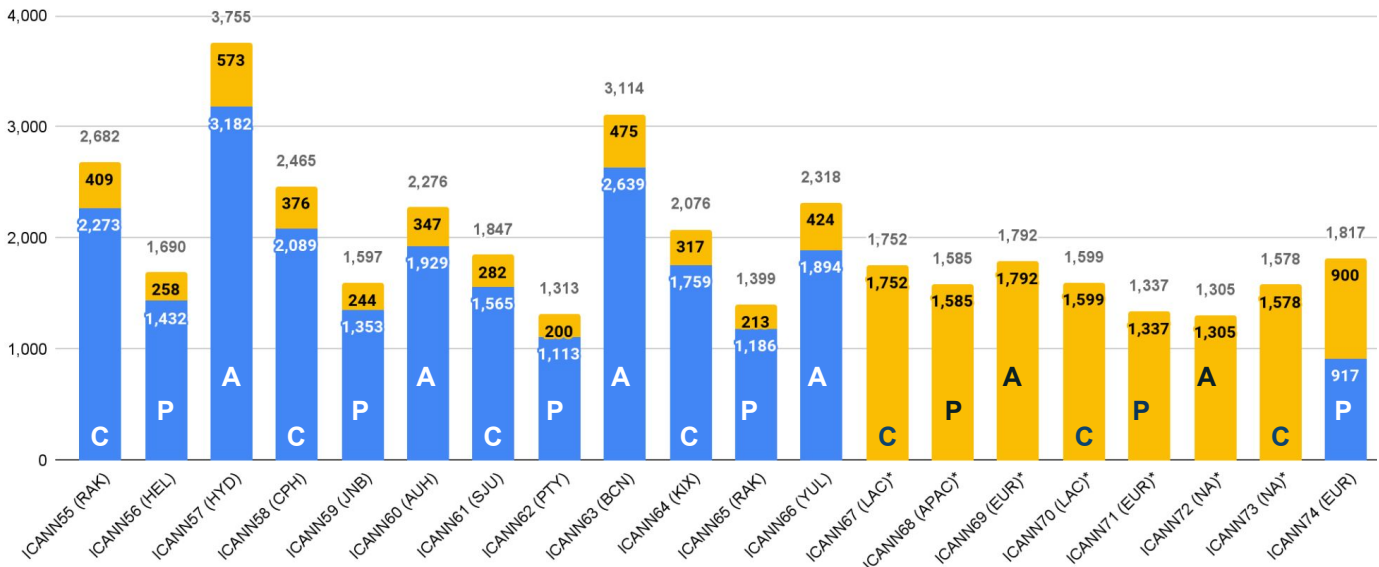
2016–2022 Trends: Participation

Attendance Overview of ICANN55–ICANN74

2,000
Community Forum
Average Attendance
C

1,534
Policy Forum
Average Attendance
P

2,427
Annual General Meeting
Average Attendance
A



**Virtual attendees for ICANN55 through ICANN65 are estimated based on available data.

■ In-Person ■ Virtual**

In-person meeting locations are noted by 3-letter airport codes.
*Noted as a virtual-only meeting conducted in the specified regional timezone.

1,965
Overall Average
Attendance

ICANN74 | By the Numbers

Session Statistics



Session Statistics

Session Statistics for The Hague, Netherlands

Each type of session has a different structure and purpose:

- **Open sessions** are open to everyone and are supported with remote participation tools for additional outside participation.
- **Closed sessions** are typically open only to members of a specific group and are typically restricted from having observer participation.
- **Sign Up Rooms** are on-site impromptu meetings, held in session rooms that have open time slots.

This chart breaks down meetings conducted by room usage.

Total Session Hours

107

Total Session Count

92

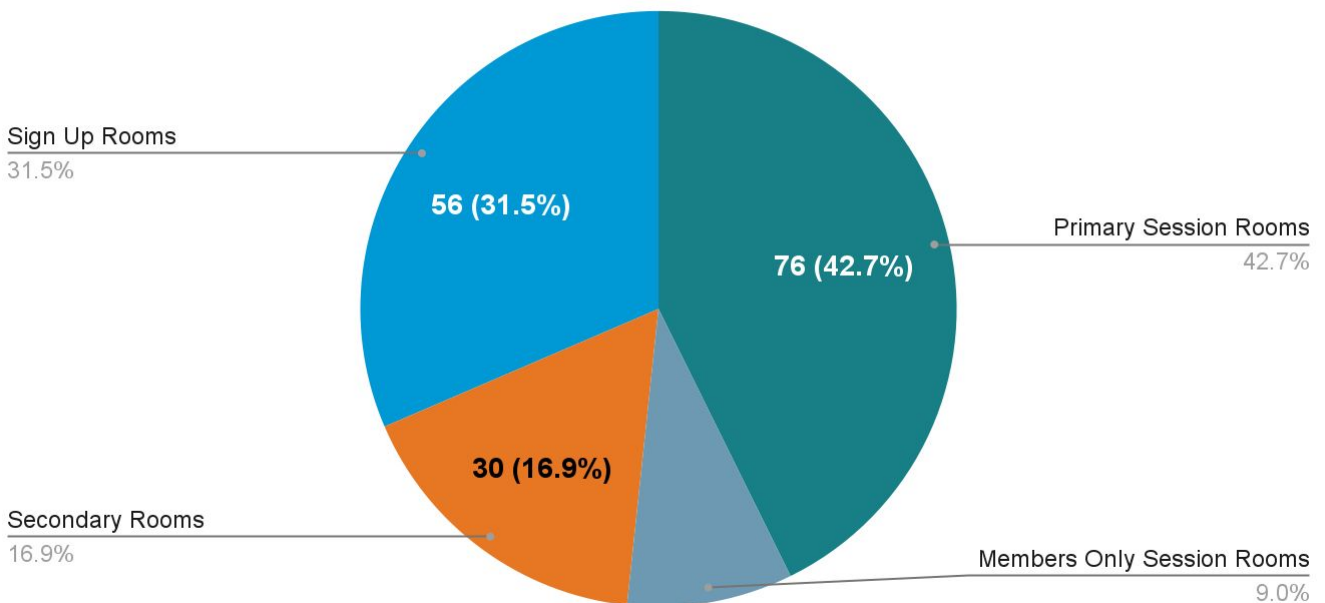


Average Attendance per Session

48 Participants

Based on Hourly Counts of Session Rooms

ICANN74 Room Usage



Session Statistics

Session Attendance—Top 25 Sessions

This list ranks the top 25 sessions based on attendance. The attendance number comes from mid-session manual headcounts done every hour. The count includes only people who were physically present in the session room at the time of the count. Zoom total login includes both in-person and virtual participants.

Session Name	In-Person Attendance	Zoom Total Login
1 Plenary Session: Who Sets ICANN's Priorities?	275	364
2 GAC Discussion: DNS Abuse	192	428
3 Updates on Geopolitical, Legislative, and Regulatory Developments	184	255
4 New gTLD Subsequent Procedures - Working Together	170	183
5 Joint Session: ICANN Board and GAC	170	362
6 GAC Discussion: WHOIS and Data Protection	121	N/A
7 GAC Opening Plenary	120	210
8 Joint Meeting: GAC and GNSO	120	238
9 GNSO: CPH DNS Abuse Community Outreach	117	165
10 ccNSO: ccTLD Role in DNS Abuse Policies	115	166
11 Joint Session: ccNSO and GNSO Councils	111	106
12 GAC Discussion on Subsequent Rounds of new gTLDs	105	215
13 GAC Discussion: DNS Abuse and Communiqué Drafting	105	428
14 Joint Session: GAC and ALAC	102	362
15 GAC Discussion: Preparation for Meeting with the ICANN Board	77	146
16 GNSO: CPH Membership Meeting (2 of 2)	67	83
17 At-Large EURALO: Laws and Regulations in the European Union	66	173
18 Get Involved in ICANN Policy Development	65	53
19 How it Works: ICANN Policy	64	170
20 At-Large Policy: An End User's Perspective on the Role of At-Large in DNS Abuse	64	202
21 GAC Social	64	238
22 GAC Communiqué Drafting (1 of 6)	63	151
23 At-Large EURALO Policy: Internet Governance and Multistakeholderism in Times of Emergency	63	179
24 At-Large Regional Leaders Meeting	57	202
25 Joint AFRALO-AfrICANN Meeting	54	181

ICANN74 | By the Numbers

Schedule Website and Mobile App Statistics



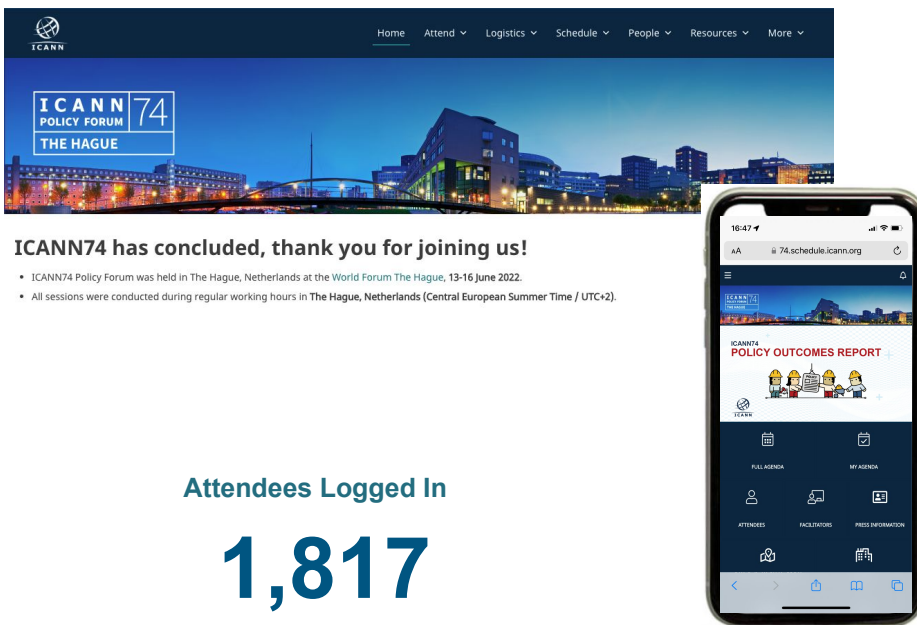
Schedule Website and Mobile App Statistics

Schedule Platform | <https://74.schedule.icann.org/>

ICANN utilizes Pathable as the schedule platform for an integrated mobile and web application. This platform improves the participants' experience by utilizing a single application across multiple devices and platforms.

Before a meeting, the website includes language streaming links, remote participation links, and presentations. Shortly after a session concludes, the audio recording links are automatically posted.

The Meetings Technical Services (MTS) team digitally tests all audio recordings before they are posted. Periods of dead air are removed so listeners don't have to fast-forward through gaps in a recording. When MTS completes this process, ICANN Language Services processes and posts the associated transcripts.



The image shows a screenshot of the ICANN74 website and a mobile app interface. The website header includes the ICANN logo and navigation links: Home, Attend, Logistics, Schedule, People, Resources, and More. The main banner features the text "ICANN POLICY FORUM 74 THE HAGUE" over a night cityscape. Below the banner, a message reads "ICANN74 has concluded, thank you for joining us!" followed by two bullet points: "ICANN74 Policy Forum was held in The Hague, Netherlands at the World Forum The Hague, 13-16 June 2022." and "All sessions were conducted during regular working hours in The Hague, Netherlands (Central European Summer Time / UTC+2)." To the right, a smartphone displays the mobile app interface, which includes a "POLICY OUTCOMES REPORT" section with a cartoon illustration of people and a navigation menu with icons for Full Agenda, My Agenda, Attendees, Facilitators, and Press Information.

Attendees Logged In

1,817



Additional data is not available due to the current restrictions with Google Analytics.

ICANN74 | By the Numbers

Participation Statistics



Participation Statistics–Zoom Meetings

Virtual Participation

A very important facet of ICANN meetings is virtual participation. This section presents metrics related to the services provided on-site during meetings.

Services Provided:

Zoom Meetings–Visual platform with presentations, participant chat, video of session room, and other tools. Recordings of meetings are posted after the session concludes. A mobile app version is also available on app stores. Zoom provides built in video streaming, audio streaming for all languages available, and for closed caption scribing, either live or auto-computer generated transcripts.

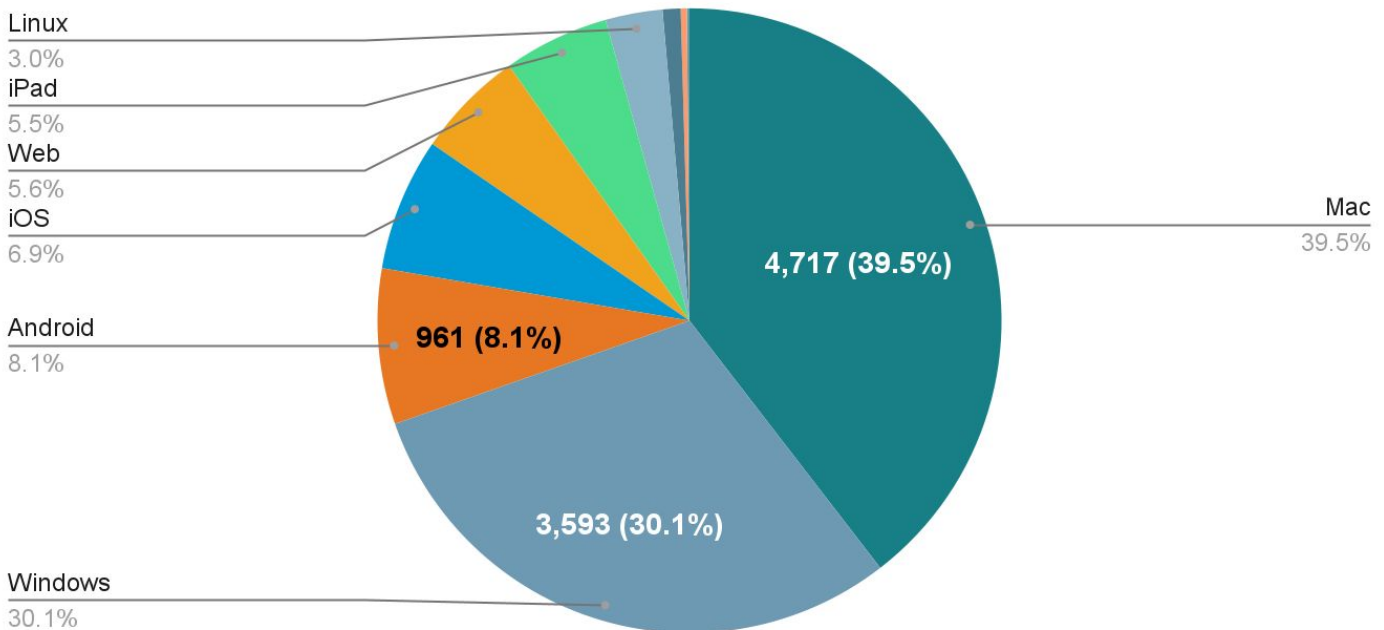
Video Streaming–Video and audio streamed live to Youtube.com is only for plenary rooms. All other rooms are utilize Zoom for video streaming.

Scribing–Closed captioning is a live stream of text transcribed from the session’s audio, and is available in English for several sessions. Zoom also provides auto-computer generated transcripts.

Total Live Zoom Unique Participants
(Includes On-Site Zoom Users)

1,335

Zoom Device Connections



Participation Statistics – In-Person

In-Person Attendees by top 40 Countries

	COUNTRY / TERRITORY	ON-SITE ATTENDEES
1	Netherlands	149
2	United States of America	121
3	Ghana	43
4	United Kingdom of Great Britain and Northern Ireland	41
5	Germany	35
6	Nigeria	34
7	Belgium	33
8	Brazil	23
9	France	19
10	Canada	17
11	Pakistan	17
12	Chad, Republic of	16
13	India	14
14	Indonesia	14
15	Armenia	13
16	Türkiye	13
17	Australia	12
18	Congo, Republic of	11
19	Spain	11
20	Mali	10
21	South Africa	9
22	Kenya	8
23	Serbia	8
24	Côte d'Ivoire	7
25	Italy	7
26	Portugal	7
27	Austria	6
28	Bangladesh	6
29	Czech Republic	6
30	Norway	6
31	Taipei, Chinese	6
32	Chad	5
33	Denmark	5
34	Iran, Islamic Republic of	5
35	Japan	5
36	Luxembourg	5
37	Montenegro	5
38	Senegal	5
39	Sweden	5
40	Switzerland	5

ICANN74 | By the Numbers

General Information



General Information

ICANN Equipment Shipped to ICANN74

Much like a touring band, ICANN has learned over time that the most cost-effective method of ensuring that meeting participants have a positive experience is to sea freight our own equipment to ICANN meetings. We ship critical equipment, then rent the remaining equipment locally to help promote the local economy.

The following depicts the equipment shipped in 111 cases to ICANN74.

ICANN-Owned Equipment Shipment Weight


10,806 kgs | 23,823 lbs

- or -

11.9 tons | 10.8 tonnes

- or -

1,191 Cheese Wheels



Based on average 9 kgs/20 lbs per cheese wheel
(not to be confused with a Cheese Truckle, which is bigger in size and weighs more)

ICANN74 | By the Numbers

Network Operations Center

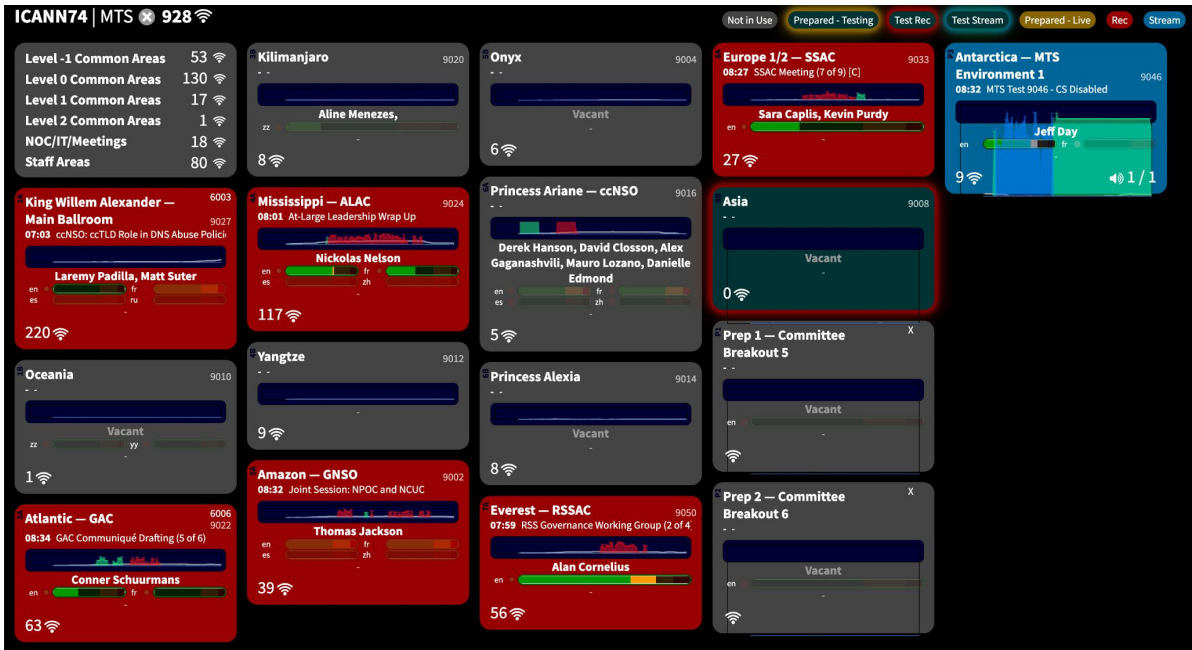


Network Operations Center

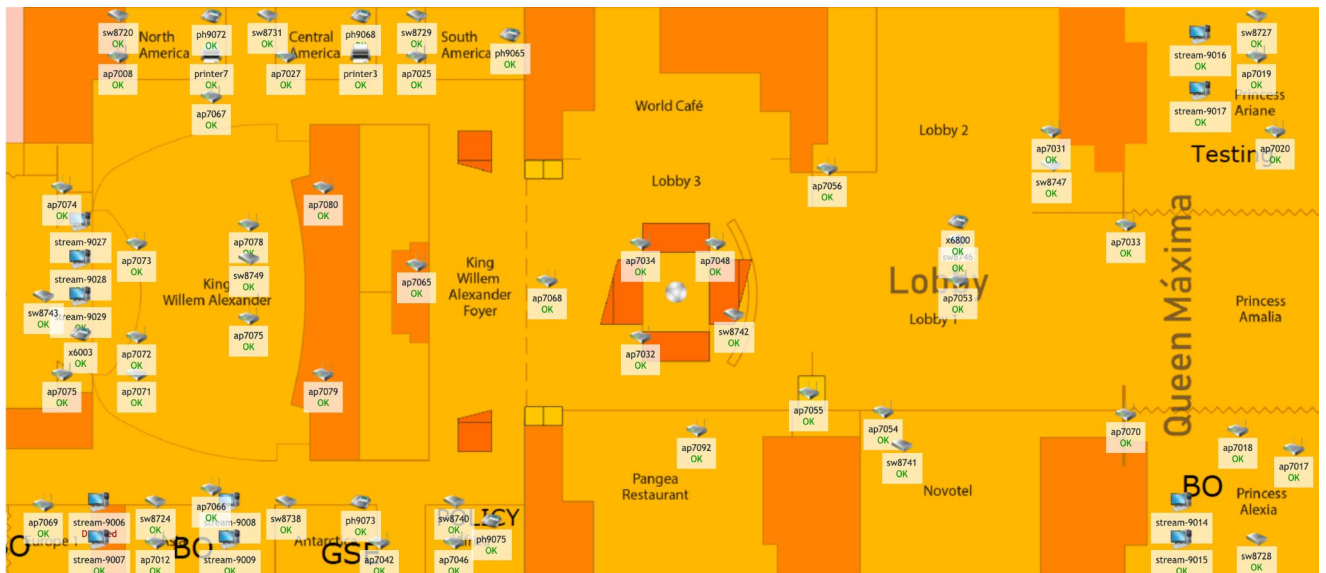
Session Monitoring

The Network Operations Center (NOC) monitors all session rooms, including audio streams, recordings, Wi-Fi associations, connectivity stability, room temperatures, and technician status. At any time, NOC staff can look at the monitoring screen and get a real-time status check of any session room.

Below is a screenshot taken during ICANN74 of monitoring software.



The NOC uses Zabbix to monitor all active equipment deployed into various areas of the venue. The tool enables the NOC to respond quickly to power outages, network problems, and equipment failures. The NOC is where the Meetings, Meetings Technical Services, and Security teams work together to ensure quick inter-departmental communications and coordination.



ICANN74 | By the Numbers

Network Statistics



Network Statistics

Wi-Fi Client Associations and Bandwidth

During an ICANN meeting, the Meetings Technical Services team closely monitors the network load and Wi-Fi associations to each wireless access point. Alerts notify the NOC team when a maximum number of users are associated to a single access point. The team responds promptly by mitigating issues with access points or deploying more access points.

Great care and time go into the deployment plan for wireless access points. The team works closely with our wireless vendor Aruba to ensure the best possible configuration of device profiles.

Our goal is to ensure the highest quality experience for all attendees on the ICANN network.

Peak Wi-Fi Associations
12 June 2022



1,063

Peak Client Associations



Peak Bandwidth Utilization

252

Peak Download Mbps
16 June 2022

312

Peak Upload Mbps
16 June 2022

Bandwidth Speed [During Business Hours per 30 Minutes]

52

Average Download Mbps

29

Average Upload Mbps

Network Statistics

Bandwidth Consumption and Allocation

This data shows the bandwidth that was provided and consumed, and the traffic allocation between IPv4 and IPv6.

IPv6 Data Transferred In/Out

1,848

IPv6 Download Gbps

853

IPv6 Upload Gbps

IPv6 Network Usage

46%

IPv4 Data Transferred In/Out

2,792

IPv4 Download Gbps

382

IPv4 Upload Gbps

IPv4 Network Usage

54%

Internet Service Providers

800

On-site Bandwidth Mbps

Provided by:

Expertise & SurfNET

Total Data Transferred In/Out

4,640

Download Gbps

1,235

Upload Gbps



ICANN74 | By the Numbers

For additional information or to make comments on this report, please contact: meetings@icann.org

